



# SHICHIDA at Home



1

# KURI

Learn Different

# Week 1

## Make Believe

Pretend to be a penguin like Emma.  
Use the penguin from your pack to waddle  
on the beach or swim in the water.



Talk to your child about penguins. Your child will also enjoy seeing real penguins at your local zoo or aquarium.

# Magic Camera Game



Instructions

## Before the Activity

- Gather the required **Memory Chips** from your pack.

For example:



- Cut out the **Parent Sheet** and **Child Sheet**.



Show for  
3 seconds

## How to Do the Activity

1

Show your child the picture grid on the **Parent Sheet** for 3 seconds (*do not show any longer*).

2

Hand your child the **Child Sheet** and the required **Memory Chips**.

3

Have your child try to replicate the same picture grid.



4


After your child has placed their chips, show your child the original picture grid and make any corrections together in a positive way.

Say things like, "**This chip is the same, well done!**" or "**This chip was very close, let's move it over here. Now it's the same.**"



5

Praise your child's effort.



It is very important to praise your child's effort and give them a lot of encouragement when doing this activity. Children may take time to master this activity.



# Magic Camera Game

Parent Sheet

Show your child the picture grid for 3 seconds, have them replicate the picture grid by placing the **Memory Chips** onto the **Child Sheet**.

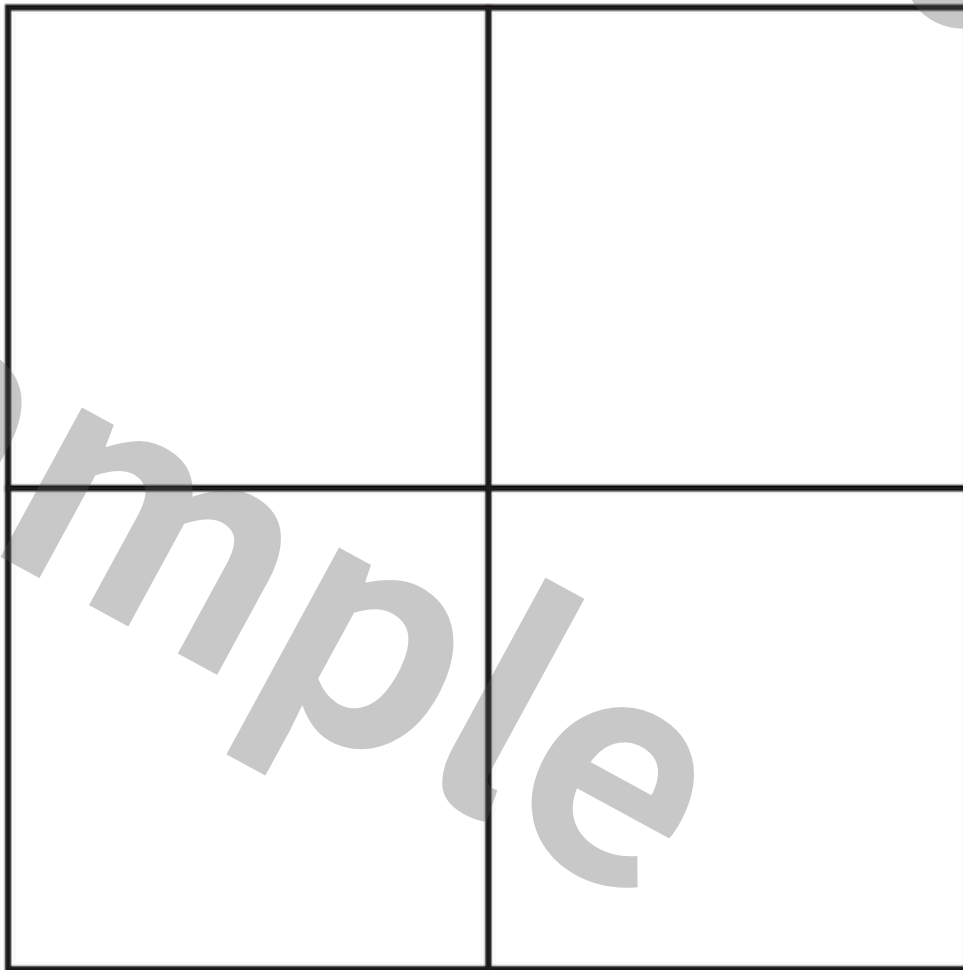
## Chips Required:



# Magic Camera Game



After showing your child the **Parent Sheet** for 3 seconds, have them place the **Memory Chips** onto the grid below.



# Whole and Half

Encourage  
correct pencil grip

Which apple is half?  
Use your **Pencil** to circle it.



## How to Hold a Pencil

1

Flip



2




3



At home, cut some fruit in half like Emma did in the video to help teach your child the concept of half.

# Alphabet

Which is the letter A? Point to it.  
Which is the letter B? Point to it.



Please be sure to ask your child **"Which is A?"** or **"Where is A?"** rather than **"What letter is this?"**




# Which One?



Encourage correct pencil grip

Which picture has 4 penguins?

Use your **Pencil** to circle it.



After your child has circled the picture, help them count the penguins.



# Colouring Page

Colour the penguin.  
Use any colours you like.



As your child colours, use this opportunity to name the colours and talk about penguins.