



# SHICHIDA at Home



1

# TILLY

Learn Different









# Week 1

## Magic Camera Game



Show your child the picture grid for 3 seconds. Then have your child replicate the picture grid by placing the **Memory Chips** onto the **Child Sheet**.



# Magic Camera Game



After showing your child the **Parent Sheet** for 3 seconds, have your child place the **Memory Chips** onto the grid below.

Please keep this page. It will be used again in Week 3.




# Red Card



Hold the **Red Card** about 30cm from your child's face and have them stare at the green cherry for 15 seconds.

Put the card down and have your child close their eyes. With their eyes closed say: "**You can see a green cherry.** When I say 'now', the green cherry will change into a red cherry. **Now. The green cherry has changed into a red cherry.** When I say 'now' one more time, more cherries will appear. **Now. More cherries have appeared. I wonder how many you can see?** Let's count backwards from three and open our eyes. **Three, two, one, open your eyes.**"

Once your child has opened their eyes, ask them how many cherries they saw. You can also have them draw the cherries.



# Sizes




Encourage correct pencil grip

Have your child circle the correct sizes below.

1 Circle the second biggest orange.



2 Circle the third biggest peach.



3 Circle the biggest banana.



# Writing Numbers



Have your child count the trains. Have them trace and write the numbers.

# Recitation

Recite the poem with your child.

## Growing Up

Little Tommy Tadpole began to weep and wail.

For little Tommy Tadpole had lost his little tail.

And his mother didn't know him, as he wept upon a log.

For he wasn't Tommy tadpole, but Mr. Thomas Frog.



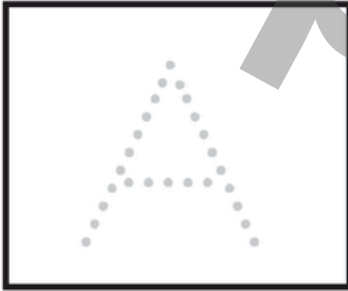
Encourage your child to recite the poem with you. Have them point to the words as you say them.

# Alphabet



Write the correct letters next to the pictures.

Capital Letter



Lowercase Letter




If your child struggles with any lowercase letters, you can lightly write the letter so they can trace over the top.



# Cho Cho Ban

## Cho Cho Ban Instructions

- 1 After watching the video with Emma, help your child remove the foam pieces from the booklet.
- 2 Open the puzzle book to number one.



- 3 Have your child place the foam pieces onto the puzzle, making sure that each foam piece covers all of the coloured shape, and none of the white background. Help your child to understand that they will need to turn and flip the pieces to make them fit.



- 4 Repeat with the rest of the book, making sure to change the pieces as needed.

